



MODEL MVB / 34B Series

DUAL PURPOSE ASSE MIXING VALVE

Job Name:	Contractor:
Job Location:	P.O. Number:
Engineer:	Representative:
Tag:	Wholesale Distributor:

DESCRIPTION

The Apollo® Model “MVB” thermostatic mixing valves are designed to control and limit the volumes of cold and hot water required to deliver mixed water at a predetermined temperature either from the “point of source” or “point of use” application for single or multiple fixtures.

FEATURES

- Highest capacity device that meets ASSE 1070 for Point of Use applications
- Superior thermostatic element technology for optimum accuracy and reliability.
- Integral strainers and check valves to provide protection against cross-flow and foreign particles
- Tamper resistant locking cap design
- Maximum temperature setting adjustment
- Meets the requirements of Federal EPA Safe Drinking Water Act
- Instantaneous cold or hot water supply failure shut-off protection
- Multiple connection options to fit your specific needs



MATERIAL

- Body: ASTM B584 Bronze
- Shuttle: Noryl® Modified PPO (Polyphenylene Oxide)
- Sensor: Brass/Wax filled
- O-ring: Chloramine Resistant EPDM
- Spring: ASTM A313 Stainless Steel
- Cap: ABS (Acrylonitrile Butadiene Styrene)

APPROVALS

- **ASSE 1017** – Temperature Actuated Mixing Valve for Hot Water Distribution Systems
- **ASSE 1070** – Water Temperature Limiting Device
- **CSA B125.3** – Plumbing Supply Fittings



PERFORMANCE RATING

- Maximum working pressure = 150 psig (1034 kPa)
- Maximum working temperature = 210 °F (99 °C)
- Hot water inlet temperature range = 120 – 180 °F (49 – 82 °C)
- Mixed water temperature range = 80 – 120 °F (27 – 49 °C)
- Mixed water temperature tolerance = ±3 °F (1.7 °C)
- Minimum flow rate = 1 gpm (3.7 lpm)



OPTIONS

- ½” ¾” 1”

All Connections

- Threaded Solder CPVC Pex

Inlets

- Thread Solder CPVC Pex

Outlet

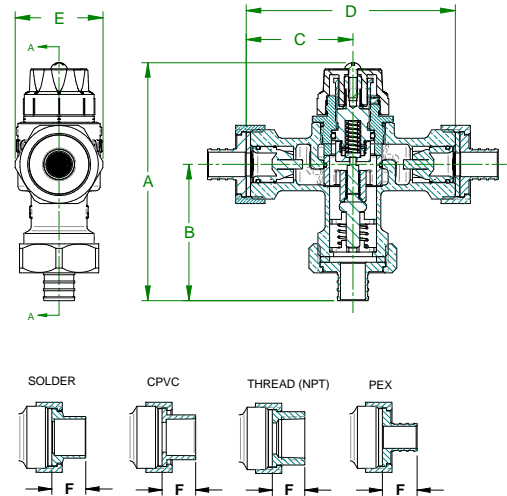
- Thread Solder CPVC Pex

Conbraco Industries, Inc. 701 Matthews Mint Hill Rd. Matthews NC 28106 USA; www.apollovalves.com ; 704-841-6000

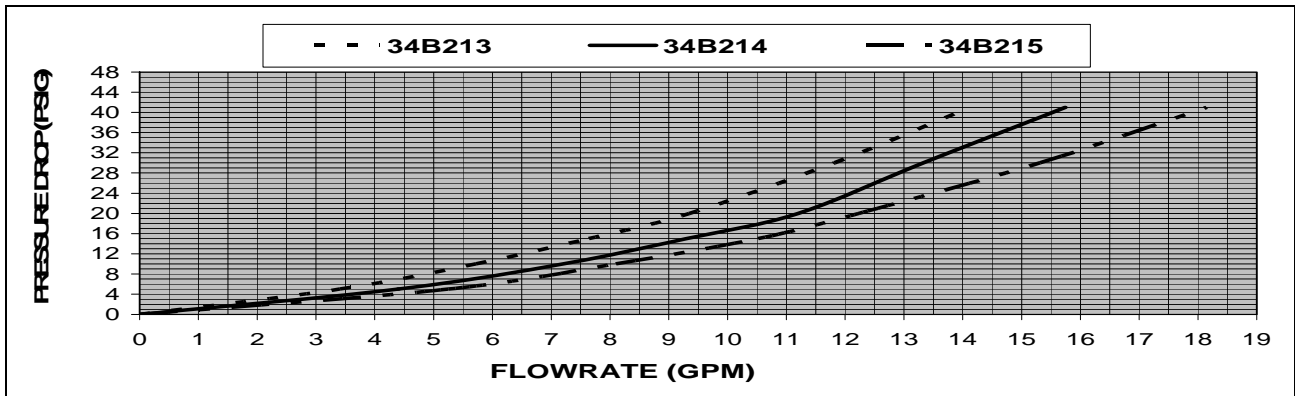
This specification is provided for reference only. Conbraco reserves the right to change any portion of this specification without notice and without incurring obligation to make such changes to Conbraco products previously or subsequently sold.

DIMENSIONS (Other end connection combinations are available upon request)

Model Number	Series Number	Connection Type	Dimensions (in.)						Unit Wt. (lbs.)
			A	B	C	D	E	F	
MVB-12	34B213T	½" FNPT	4.52	2.11	2.28	4.56	1.87	0.73	2.75
MVB-34	34B214T	¾" FNPT						0.77	2.84
MVB-1	34B215T	1" FNPT						2.12	0.94
MVBS-12	34B213S	½" SOLDER	4.52	2.11	2.28	4.56	1.87	0.81	2.54
MVBS-34	34B214S	¾" SOLDER						0.81	2.60
MVBS-1	34B215S	1" SOLDER						2.12	0.94
MVBC-12	34B213C	½" CPVC	4.52	2.11	2.28	4.56	1.87	0.58	2.39
MVBC-34	34B214C	¾" CPVC						0.80	2.42
MVBC-1	34B215C	1" CPVC						2.12	1.09
MVBX-12	34B213X	½" PEX	4.52	2.11	2.28	4.56	1.87	0.83	2.54
MVBX-34	34B214X	¾" PEX						0.83	2.60
MVBX-1	34B215X	1" PEX						2.12	1.04



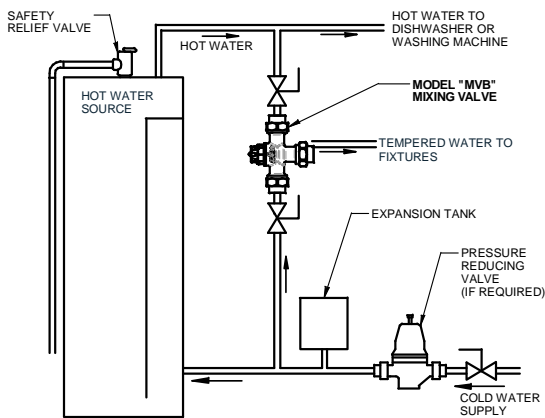
FLOW CURVES



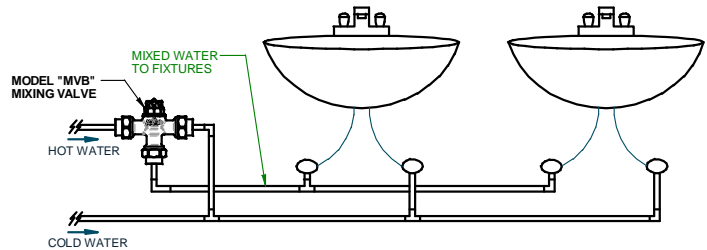
Flow curve is based on the following: Cold and hot water inlet pressures at 45 psig; cold water supply temperature at 55 ±5 °F; hot water supply temperature at 140 ±5 °F, and mixed water temperature at 105 ±5 °F. FLOWRATES MAY VARY DEPENDING ON ACTUAL SYSTEM OPERATING CONDITIONS.

TYPICAL APPLICATIONS

The Apollo® Model "MVB" is ideal for supplying and maintaining tempered water to sinks, baths, showers as well as individual temperature control to tubs or lavatories in residential, commercial or institutional applications.



TYPICAL "POINT OF SOURCE" INSTALLATION



TYPICAL "POINT OF USE" INSTALLATION



Conbraco Industries, Inc. 701 Matthews Mint Hill Rd. Matthews NC 28106 USA; www.apollovalves.com ; 704-841-6000

This specification is provided for reference only. Conbraco reserves the right to change any portion of this specification without notice and without incurring obligation to make such changes to Conbraco products previously or subsequently sold.